

The menu below contains all the classes available at Tooling U. These classes are organized by difficulty level and by department. Call 1.866.706.8665 to schedule a demonstration or to begin a training program today. Detailed class descriptions are available online at <http://www.toolingu.com/classes>.

Feature Key

- ① Available in both English and Spanish
- ② Contains Simulator
- ③ Contains Lab

ABRASIVES DEPARTMENT

- | | | |
|----------------------------|--------------------------------|-----------------------------|
| Intro to Abrasives 100 ① | Grinding Variables 200 ① ③ | Grinding Wheel Geometry 220 |
| What Is Grinding? 110 ① | Grinding Wheel Materials 210 ① | Dressing and Truing 230 |
| Grinding Processes 120 ① ③ | | |

CNC DEPARTMENT

- | | | |
|--|-------------------------------|------------------------------------|
| History and Definition of CNC 100 ① | Part Program 150 ① ③ | Creating a Turning Program 280 ① ③ |
| Mechanics of CNC 110 ① | CAD/CAM Overview 160 ① | Turning Calculations 285 ① |
| Basics of the CNC Turning Center 120 ① ③ | CNC Manual Operations 200 ① ③ | Creating a Milling Program 290 ① ③ |
| Basics of the CNC Machining Center 130 ① ③ | CNC Offsets 210 ① ③ | Milling Calculations 295 ① |
| Basics of the CNC Swiss-Type Lathe 135 ① | CNC Specs for the Mill 220 ① | Canned Cycles 310 ① ③ |
| CNC Coordinates 140 ① ③ | CNC Specs for the Lathe 225 ① | |

CNC CONTROLS: GE FANUC DEPARTMENT

- | | | |
|--|---|---|
| GE Fanuc Mill: Control Panel Overview 250 ① ② | GE Fanuc Mill: Locating Program Zero 270 ① ② | GE Fanuc Mill: Program Storage 310 ① ② |
| GE Fanuc Lathe: Control Panel Overview 255 ① ② | GE Fanuc Lathe: Locating Program Zero 275 ① ② | GE Fanuc Lathe: Program Storage 315 ① ② |
| GE Fanuc Mill: Entering Offsets 260 ① ② | GE Fanuc Mill: Program Execution 280 ① ② | GE Fanuc Mill: First Part Runs 320 ① ② |
| GE Fanuc Lathe: Entering Offsets 265 ① ② | GE Fanuc Lathe: Program Execution 285 ① ② | GE Fanuc Lathe: First Part Runs 325 ① ② |

CNC CONTROLS: HAAS DEPARTMENT

- | | | |
|--|---|-----------------------------------|
| Haas Mill: Control Panel Overview 250 ② | Haas Mill: Locating Program Zero 270 ② | Haas Mill: Program Storage 310 ② |
| Haas Lathe: Control Panel Overview 255 ② | Haas Lathe: Locating Program Zero 275 ② | Haas Lathe: Program Storage 315 ② |
| Haas Mill: Entering Offsets 260 ② | Haas Mill: Program Execution 280 ② | Haas Mill: First Part Runs 320 ② |
| Haas Lathe: Entering Offsets 265 ② | Haas Lathe: Program Execution 285 ② | Haas Lathe: First Part Runs 325 ② |

ELECTRICAL SYSTEMS DEPARTMENT

- | | | |
|--------------------------------|-----------------------------------|------------------------------|
| Electrical Units 110 | NEC Overview 150 | Electrical Print Reading 225 |
| Safety for Electrical Work 115 | Series Circuit Calculations 200 | DC Power Sources 230 |
| Intro to Circuits 120 | Parallel Circuit Calculations 205 | AC Power Sources 235 |
| Intro to Magnetism 130 | AC Fundamentals 210 | Conductor Selection 240 |
| DC Circuit Components 140 | Electrical Instruments 220 | Battery Selection 250 |

FASTENERS DEPARTMENT

Intro to Assembly 100
Safety for Assembly 105 ③
Intro to Fastener Threads 110 ③
Overview of Threaded Fasteners 117

Tools for Threaded Fasteners 120
Overview of Non-Threaded Fasteners 125
Intro to Fastener Ergonomics 130
Properties for Fasteners 200

Understanding Torque 210 ③
Threaded Fastener Selection 215

HYDRAULICS AND PNEUMATICS DEPARTMENT

Intro to Fluid Systems 100
Safety for Hydraulics and Pneumatics 105
The Forces of Fluid Power 110
Intro to Hydraulic Components 120
Intro to Pneumatic Components 125
Intro to Fluid Conductors 130
Fittings for Fluid Systems 135

Preventive Maintenance for Fluid Systems 140
Hydraulic Power Variables 200
Pneumatic Power Variables 205
Hydraulic Power Sources 210
Pneumatic Power Sources 215
Fluid System Print Reading 220
Hydraulic Control Valves 230

Pneumatic Control Valves 235
Actuator Applications 240
Basic Hydraulic System Design 310
Basic Pneumatic Circuit Design 315
Hydraulic Fluid Selection 320
Contamination and Filter Selection 330
Fluid Specs and System Design 340

INSPECTION DEPARTMENT

Basic Measurement 110 ① ③
Linear Instrument Characteristics 115 ① ③
Basics of the CMM 120 ①
Basics of the Optical Comparator 130 ①
Surface Measurement 140 ①

Overview of Threads 150 ①
Intro to GD&T 200 ① ③
Calibration Fundamentals 210 ① ③
Inspecting with CMMs 220 ①
Inspecting with Optical Comparators 230 ①

Hole Inspection 240 ① ③
Thread Inspection 250 ① ③
Hardness Testing 260 ①
Measuring System Analysis 300 ①
Interpreting GD&T 310 ① ③

MANUAL MACHINING DEPARTMENT

Basics of the Manual Mill 110
Basics of the Engine Lathe 115
Overview of Manual Mill Setup 200

Overview of Engine Lathe Setup 205
Benchwork and Layout Operations 210
Manual Mill Operation 220

Engine Lathe Operation 225
Holmaking on the Mill 230
Threading on the Engine Lathe 235

MATERIALS DEPARTMENT

Intro to Materials 100 ①
Structure of Metals 110 ①
Mechanical Properties of Metal 120 ① ③
Physical Properties of Metal 130 ①

Metal Manufacturing 140 ①
Metal Classification 150 ①
Ferrous Metals and Alloys 210 ①
Nonferrous Metals and Alloys 220 ①

Heat Treatment of Steel 230 ① ③
Plastics 240 ①
Ceramics 250 ①

MECHANICAL SYSTEMS DEPARTMENT

Intro to Mechanical Systems 100
Safety for Mechanical Work 105
Forces of Machines 110
Power Transmission Components 120

Lubricant Fundamentals 130
Mechanical Power Variables 200
Bearing Applications 210
Spring Applications 220

Belt Drive Applications 230
Gear Geometry 240
Gear Applications 245
Clutch and Brake Applications 250

METAL CUTTING DEPARTMENT

Metal Removal Processes 110 ①
Safety for Metal Cutting 115 ①
What Is Cutting? 120 ① ③
Machines for Metal Cutting 130 ①
Cutting Processes 140 ① ③
Sawing Fundamentals 155 ①
Intro to Screw Machining 160 ①

Cutting Variables 200 ① ③
Cutting Fluids 210 ①
Band Saw Blade Selection 215 ①
Cutting Tool Materials 220 ①
Carbide Grade Selection 230 ①
Tool Geometry 240 ① ③
Milling Geometry 245 ① ③

Drill Geometry 247 ① ③
ANSI Insert Selection 250 ①
Toolholders for Turning 260 ①
Speed and Feed Selection 300 ① ③
Optimizing Insert Life 305 ① ③
High-Speed Machining 310 ①

MOTOR CONTROLS DEPARTMENT

Intro to Motors 200
Symbols and Diagrams for Motors 210
Logic and Line Diagrams 220
DC Motor Applications 230
Solenoids 235
AC Motor Applications 240
Contactors and Motor Starters 250

Control Devices 260
Reversing Motor Circuits 310
Distribution Systems 320
Relay Devices 330
Timers and Counters 340
Electronic Semiconductor Devices 350
Photonic Semiconductor Devices 355

Limit Switches and Proximity Sensors 360
Photoelectric and Ultrasonic Devices 365
Reduced Voltage Starting 370
Solid-State Relays and Starters 375
Deceleration Methods 380
Acceleration Methods 385

QUALITY DEPARTMENT

Quality Overview 100 ①
ISO 9000 Overview 110 ①
Approaches to Maintenance 120 ①
Lean Manufacturing Overview 130 ① ③
Intro to Supply Chain Management 140 ①
Total Productive Maintenance Overview 150 ①
5S Overview 155 ①

Cell Design and Pull Systems 160 ① ③
Intro to Six Sigma 170 ①
Troubleshoot: Identify Problems 180
Troubleshoot: Causes/Effects 182
Troubleshoot: Corrective Actions 184
Conducting an Internal Audit 200 ①
SPC Overview 210 ① ③

TS 16949:2002 Overview 220 ①
Metrics for Lean 230 ① ③
Process Flow Charting 240 ①
Strategies for Setup Reduction 250 ① ③
Conducting Kaizen Events 260 ①
Six Sigma Goals and Tools 310 ①

SAFETY DEPARTMENT

Intro to OSHA 100 ①
Fire Safety and Prevention 110 ① ③
Bloodborne Pathogens 115 ①
Personal Protective Equipment 120 ① ③
Lockout/Tagout Procedures 130 ① ③
Safety for Lifting Devices 135 ①

Machine Guarding 140 ①
Hand and Power Tool Safety 145 ①
Environmental Safety Hazards 150 ① ③
Flammable/Combustible Liquids 155 ①
MSDS and Hazard Communication 160 ① ③
Metalworking Fluid Safety 165 ①

Noise Reduction and Hearing Conservation 170 ①
Walking and Working Surfaces 180 ①
Confined Spaces 190 ①
Respiratory Safety 195 ①
Powered Industrial Truck Safety 210 ①

SHOP ESSENTIALS DEPARTMENT

Math: Fundamentals 100 ①
Math: Fractions and Decimals 105 ①
Math: Units of Measurement 115 ①
Basics of Tolerance 120 ① ③
Blueprint Reading 130 ① ③
Geometry: Lines and Angles 155 ①

Geometry: Triangles 165 ①
Shop Geometry Overview 170 ①
Geometry: Circles and Polygons 185 ①
Shop Algebra Overview 200 ①
Trig: Pythagorean Theorem 205 ①
Shop Trig Overview 210 ①

Trig: Sine, Cosine, and Tangent 215 ①
Statistics 220 ①
Trig: Sine Bar Applications 225 ①
Interpreting Blueprints 230 ① ③

SOLDERING DEPARTMENT

What Is Soldering? 110
Safety for Soldering 115
Soldering Equipment 130

Soldering Applications 200
Solder and Flux Selection 210
Soldering PCBs 220

Lead-Free Soldering 230

STAMPING DEPARTMENT

Press Basics 110 ①
Stamping Safety 115 ① ③
Punch and Die Operations 120 ① ③
Die Components 130 ①

Coil Handling Equipment 140 ①
Die Cutting Variables 200 ① ③
Monitoring Press Operations 220 ① ③
Guiding System Components 230 ①

Stripper System Components 235 ①
Coil Loading Procedures 250 ①
Die Setting Procedures 300 ①

WELDING DEPARTMENT

What Is Arc Welding? 110 ①
Arc Welding Safety 115 ① ③
Arc Welding Processes 120 ① ③
Overview of Weld Types 130 ① ③
Electrical Power for Arc Welding 140 ①

Ferrous Metals for Welding 200 ①
Nonferrous Metals for Welding 205 ①
SMAW Applications 210 ① ③
GMAW Applications 220 ① ③
FCAW Applications 230 ① ③

GTAW Applications 240 ① ③
Arc Welding Symbols and Codes 250 ①
Arc Welding Power Sources 260 ①
Electrode Selection 270 ①
Arc Welding Aluminum Alloys 310 ①

WORKHOLDING DEPARTMENT

Intro to Workholding 104 ①
Supporting and Locating Principles 106 ① ③
Locating Devices 107 ①

Clamping Basics 108 ①
Chucks, Collets, and Vises 110 ①
Fixture Body Construction 200 ①

Fixture Design Basics 210 ① ③
Drill Bushing Selection 230 ①

COMING IN 2007

Tooling U will continue to develop new classes throughout 2007. You can expect new Mazatrol control-specific classes written specifically to Mazak machine tools, and also a broad range of new PLC classes focusing on the automation and maintenance of industrial equipment. Tooling U also plans to develop new press brake classes written for operators of these bending machine tools.

Job-Specific Programs

Efficient by Design

Job-specific programs are the easiest and fastest way to help your employees prepare for a specific set of job responsibilities. Each program includes a skills assessment test, a recommended sequence of program classes, and corporate access to the administration center.

Titles

- Arc Welder
- Assembler
- Assembler: Electrical
- CNC Operator: Lathe
- CNC Operator: Mill
- CNC Programmer
- Electrician: Industrial
- Industrial Sales
- Inspector: Mechanical
- Machinist/Machine Setter
- Machinist: Tool Room
- Maintenance and Repair: General
- Maintenance and Repair: Industrial Machinery
- Manufacturing Survey
- Press Operator
- Production Grinder
- Production/Manufacturing Engineer
- Quality/Lean Manager
- Sales Engineer

Industries
















Each job-specific program is tailored to any of the following industries:

- Aerospace Industry
- Automotive Industry
- Defense Industry
- Medical Industry
- Heavy Equipment Industry
- Oil & Gas Industry

Where to Start with Job Packages?

Suggested Order

The exact sequence of training classes is determined by difficulty level and by the relative stage of a process. For most training sequences, safety, shop mathematics, and print reading are emphasized first, followed by job duties for a particular process, and ending with inspection and/or quality related subjects. However, every job is unique, and you may want to assign classes in a particular order that best meets your training needs.

Stage	Order	Title	
 	1	Safety	
	2	Shop Essentials	
       	3	Metal Cutting	
	4	CNC	
	5	CNC Controls: Haas	
	6	CNC Controls: GE Fanuc	
	7	Stamping	
	8	Welding	
	9	Manual Machining	
	10	Abrasives	
	11	EDM	
	      	12	Mechanical Systems
		13	Hydraulic Systems
14		Electrical Systems	
15		Motor Controls	
16		Workholding	
17		Fasteners	
18		Inspection	
 		19	Quality
	20	Materials	

For an up-to-date listing of all our new classes, go to www.toolingu.com/classes (Date Printed: 08/01/2007)